



Advantages

- Highest quality standard by latest state of production and engineering, application of ISO 9001 quality management system
- Environment-friendly due to low NOx technology and lowest emission values
- Suitable for liquid and gaseous fuels of different quality
- Standardised monoblock construction with integrated wind box, air distribution device and combustion air fan
- High modulating range
- Economic due to optimal combustion and lost costs for energy, investment, maintenance, and service
- Economic due to minimised standstill losses and a long service life

Where the combustion of liquid and gaseous fuels makes high demands on economy, operational reliability, control range, and environmental consciousness, SAACKE rotary cup atomising burners are the first choice. Environment-conscious and economic use of the energy that is made available to us by nature - that is what SAACKE's rotary atomising technology makes successfully possible.

Capacity range

0.45 - 6.60 MW

Fuels

Heavy oil SKVJ

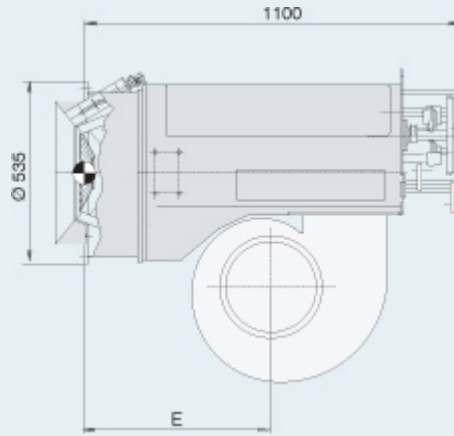
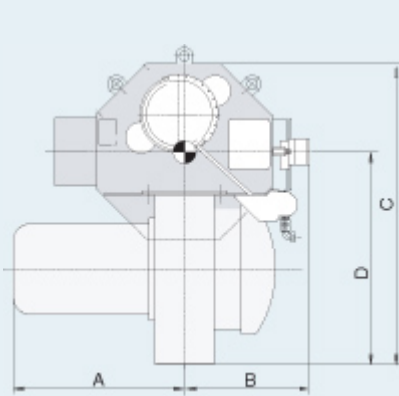
Heavy oil / gas SKVJG

Application fields, especially in the industrial heat market
Flame tube boilers, three pass boilers, heat radiation boilers, thermal oil boilers

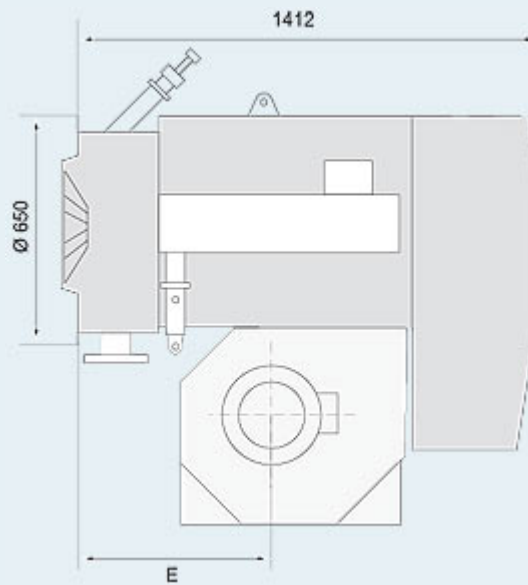
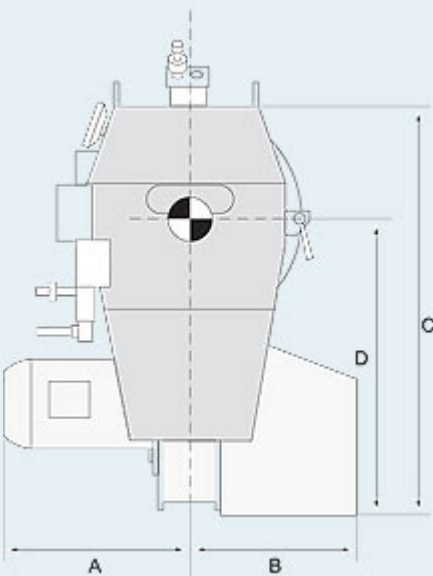
The SAACKE rotary cup atomiser SKV(G) is a low NOx burner that combines all advantages of the rotary cup atomising principle with low-costs, short supply times and simple assembly over the complete control range. The SKVJ(G) is available in monoblock design - i.e. the fan is integrated into the burner. Decades of experience in handling „difficult“ fuels ensure that even the standard burner types have the lowest emission values compared with other firing plants that have been launched to the market.

Being specially adapted for flame tube boilers, the robust and compact burner offers all advantages of a complete system including an integrated silencer (sound absorber) for low-noise operation. The SKVJ(G) burner has been designed for low-emission combustion and low unburned solids content in exhaust air. Due to the modular construction, the SKVJ(G) can easily be retrofitted or equipped with a water-fuel oil mixing unit whereby combustion even can be optimised. This solution is especially suitable when heavy oil with high asphalt content is used. Moreover, the SKVJ oil burner can be easily retrofitted at any time with a gas ring, thus being converted to a dual-fuel burner type for the purpose of burning gas as well as fuel oil.





Brennertyp Burner type	Maße / Dimensions (mm)				
	A	B	C	D	E
SKVJ(G) 20	507	551	1180	795	590
SKVJ(G) 30	507	544	1240	856	550
SKVJ(G) 40	612	544	1240	856	550
SKVJ(G) 50	612	544	1240	856	550
SKVJ(G) 55	629	489	1350	969	546



Brennertyp Burner type	Maße / Dimensions (mm)				
	A	B	C	D	E
SKVJ(G) 10	374	375	829	572	579
SKVJ(G) 15	404	375	829	572	579
SKVJ(G) 25	505	375	882	624	541

Brennstoff Fuel	Leistung Capacity ca. (MW)	0.34 ▼ 1.13	0.40 ▼ 1.9	0.45 ▼ 2.8	0.51 ▼ 3.4	0.51 ▼ 3.5	0.68 ▼ 5.0	0.80 ▼ 6.1	0.85 ▼ 6.6
	Brennertyp Burner type	10	15	25	20	30	40	50	55
Schweröl Heavy oil	SKVJ	—	—	—	—	—	—	—	—
Schweröl/Gas Heavy oil/gas	SKVJG				—	—	—	—	—

Equipment

- Rotary cup atomiser with integrated primary air fan
- Electronic or mechanical compound regulator
- Integrated combustion air fan with suction sound absorber
- Flame detection controlled by micro processor
- Air guiding housing with control damper
- Bearing and air guiding housing with control damper
- Gas-electric or oil-electric ignition device
- Gas mixing unit (gas operation)
- Gas valve train (gas operation)
- Fuel oil valve train (oil operation)
- 2 safety shut-off valves for fuel oil (oil operation)
- Options like O2 control, frequency-controlled combustion air fan, water injection for reducing the content of solids
- All burner components are pre-assembled, pre-wired, and prepared for external connection